



 **FLEX-Y-PLAN**[®]
DISTINCTIVE OFFICE FURNITURE

P A L I S A D E



PALISADE INCORPORATES CONTEMPORARY DESIGN, SOUND STRUCTURE AND ERGONOMIC AMENITIES.

THIS STEEL STRUCTURE SYSTEM IS COMPOSED OF INDIVIDUAL DESKS, RETURNS, STORAGE UNITS AND A VARIETY OF TABLES THAT OFFER THE PERFECT SOLUTIONS FOR YOUR WORK ENVIRONMENT.

THE SUPPORT STRUCTURE FEATURES A STURDY STEEL BASE WITH METAL-TO-METAL CONNECTIONS, ENSURING YEARS OF RIGID STABILITY AND SUPPORT.

METAL MODESTIES ARE ATTACHED, CREATING EITHER A FULL VISUAL BARRIER TO THE FLOOR OR A TWO-THIRDS BARRIER, 10 INCHES FROM THE FLOOR.

OVERHEAD STORAGE UNITS, SECURED TO THE WORK SURFACE WITH METAL ATTACHMENTS, ARE AVAILABLE WITH AN OPEN FRONT OR WITH A FABRIC OR LAMINATE DOOR. LOCKS CAN BE ADDED FOR SECURITY.



CHOOSE FROM P-SHAPE, BOWFRONT, CAPSULE OR STRAIGHT MAIN WORK SURFACES.



S A D E



ALL WORK SURFACES HAVE A HIGH-PRESSURE LAMINATE FINISH FOR MAXIMUM DURABILITY AND CONVENIENTLY-LOCATED GROMMETS FOR EASY WIRING ACCESS. WORK SURFACE OPTIONS INCLUDE EITHER RADIUS CONTOURED EDGE OR BULLNOSE EDGING.


FIXED BASE, MOBILE AND FREE-STANDING PEDESTALS ARE AVAILABLE, ALONG WITH A FULL RANGE OF LATERAL AND VERTICAL FILES THAT ADD FUNCTIONALITY.

ARTICULATING KEYBOARD ARMS, LAPTOP AND FLAT PANEL MONITOR ARMS AS WELL AS EXTENSION TASK LIGHTS, POP-UP RECEPTACLES AND DESKTOP POWER STATIONS OFFER ADDED EFFICIENCY AND VERSATILITY.




TABLES CAN BE SET UP SINGLY OR GANGED TOGETHER EASILY. METAL MODESTIES CAN BE ADDED, CREATING A PRACTICAL DISTINCTIVE LOOK.






WIRING IS EASILY MANAGED UNDER THE WORK SURFACE WITH THE OPTIONAL WIRING TROUGH. KNOCK-OUTS ON EACH SIDE PANEL ALLOW WIRE PASSAGE FROM STATION TO STATION OR TO THE BASE OF THE LEG.




GANGING CONNECTORS FOR TABLES ARE EASILY PUT TOGETHER AND TAKEN APART. THE CONNECTORS STORE CONVENIENTLY UNDER THE WORK SURFACE WHEN NOT IN USE.



ADJUSTABLE GLIDES ARE STANDARD ON ALL PALISADE PRODUCTS. LOCKING CASTERS ARE AN OPTION AND ADD TWO INCHES TO THE TABLE HEIGHT.



FOLDING TABLE LEGS ARE STRONG AND EASY TO SET UP AND TAKE DOWN. THE DURABLE MECHANISM STANDS UP TO THE MOST DEMANDING USE.



FLEX-Y-PLAN'S CONTOUREDGE, A FULLY-ADHERED 3 MM STRIP WITH EDGE RADIUS, IS STANDARD. THE 1 1/4" ROUND BULLNOSE EDGE IS AN OPTION.



PERFORATED MODESTIES ARE AVAILABLE IN 48", 60" AND 72" LENGTHS. MODESTIES FOR 54" AND 66" WIDE TABLES ARE INSET 3" FROM EACH END OF THE TABLE.